



**STUART BATHURST CATHOLIC HIGH  
SCHOOL**

**Year 11 Assessment Overview**

**March-June 2021**

## **AIM OF BOOKLET**

The aim of this booklet is to provide you with an overview of how each subject area will be using the coming weeks to gather further evidence using teacher assessments to inform your final GCSE grade. These assessments will be crucial and so this booklet has been designed to provide you with as much information as possible to enable you to do and be of your best and to structure your time and preparation sensibly.

### **How to use this booklet:**

Use the booklet to check what assessments you have on a given day/week. There is guidance to state what these topic areas might be and also the format of the assessment. You will also have some additional subject specific tips that will guide you in the right direction as to how to prepare.

### **Ensuring work is your own:**

It is crucial that the work that you produce is your own work. Plagiarism can result in work being discounted and may affect all your GCSEs, not just the main subject affected.

### **Storing evidence:**

Ensure that you keep all work safe. Your teachers will keep some materials in school but it is also important that you keep all notes and material that you are provided with as additional evidence.

**ASSESSMENT TIMETABLE:**

	<b>MONDAY</b>	<b>TUESDAY</b>	<b>WEDNESDAY</b>	<b>THURSDAY</b>	<b>FRIDAY</b>
<b>W/C 22<sup>ND</sup> MARCH</b>			Science Biology	Science Biology	Maths English Lit
<b>W/C 29<sup>TH</sup> MARCH</b>	English Literature  Art  French (Option A)  Geography (Option A)  History (Option A)	RE  French (Option B) Computer Science  Geography (Option B)  History (Option B)	English Language & Lit  Food and Nutrition  Business  Music  GCSE PE  Psychology  Drama	English Language	
<b>W/C 19<sup>TH</sup> APRIL</b>	Science Chemistry	Science Chemistry			Maths English Lit
<b>W/C 26<sup>TH</sup> APRIL</b>	Art  French (Option A)  Geography (Option A)  History (Option A)	RE	English Language  Food and Nutrition  Business  Music  GCSE PE  Psychology  Drama	English Language	French (Option B) Computer Science  Geography (Option B)  History (Option B)
<b>W/C 3<sup>RD</sup> MAY</b>		Science Physics	Science Physics		Maths English Lit
<b>W/C 10<sup>TH</sup> MAY</b>	English Literature  Art  French (Option A)  Geography (Option A)  History (Option A)	English Language  RE	English Lit & Language  Food Nutrition  Business  Music  GCSE PE  Psychology  Drama	English Language	French (Option B)  Computer Science  Geography (Option B)  History (Option B)



## GENERAL PREPARATION/REVISION TIPS

### How do we revise?



Three common revision techniques that are **LEAST** effective in helping you revise are:

- Highlighting texts
- Re-reading
- Summarising text



Whilst these methods may feel like you are revising, there are many better methods to help you revise.

### Flashcards

Simply create with questions on side and answers on the other side. You can colour code for specific topics and quiz yourself or others.



Post its can be also useful for key words and timelines

### Using Flashcards

Using the Leitner Method, using the videobelow <https://youtu.be/C20Ev#tddlwQ>



You can also create excellent flashcards online or on your phone using Quizlet which also had an app.



### How to use in history

There are a variety of ways to use flashcards in revision for the skills you need

#### Key Terms

Create for key words and terms



#### Causation

Create for the causes of events or progress



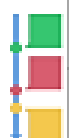
#### Judgments

Create an agree or disagree argument against a quote



#### Narrative

Create to show a narrative of events in order



### Retrieval Practice

Testing what you know is a powerful tool in revision, the effort to remember something really strengthens your memory

Apps such as Memrise and Quizlet allow you to use or create your own quizzes based on topics.

Create them, test yourself or get someone to test you, it's works!

### Types

There are a number of types you can create:

- Multiple Choice Questions
- True or False
- Short Explanation Questions
- Odd One Out
- If this is the answer then what is the question



### How to use

#### Spaced

Test on old and new topics mixed up

#### Knowledge Organisers

Use to create 'must know' quizzes for a topic

#### Factors/Causes/Consequences

To identify 2-3 factors, causes of an event/person e.g. The rising against Tostig

#### Examples

'Give two examples of.....'

### Transform It

Graphic organisers are a great way of 'transforming' your notes/information into visual revision topics.

They can be used to create links, show a narrative, identify the causes/consequences and importance of something.

### How to use it

1. **Causation** – Create a visual flow diagram of the chronological events in a time period.
2. **Change and Continuity** – Create a Venn diagram to show what changed and did not in medical time period
3. **Concept Mapping**– At the end of a week, mind map all you can remember about a topic and link area together. Then add to your mind map using a different colour using notes

Venn Diagram



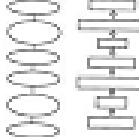
Sequential Thinking Model



Sequential Thinking Model




Chain



Chain



Sequential Thinking Model



Thinking of Right Angles



Spider Map



Web



Mind Map



### How to:

1. Use simple drawings with matching simple descriptions
2. The drawing should represent your understanding of the topic
3. Try to draw links between images



### Dual Coding

Dual coding' is the method of putting your knowledge into visual form alongside words. It increases the chances of you remembering it.



An example activity you can do its creating a comic strip to represent the events of the Battle of Hastings

## **CORE SUBJECT: English Literature**

**Head of Department (Acting / Interim): Miss C Kerr**

### **Assessment schedule:**

	<b><u>Assessment Topic/Skill</u></b>	<b><u>Assessment Format</u></b>
Week 1- WC 22 <sup>nd</sup> March	Formal assessment: 'Romeo & Juliet' / 'Love and Relationships' Poetry	45 minutes Extract-based and whole text essay / 45 minutes Named poem comparison essay
Week 3 – WC 19 <sup>th</sup> April	Formal assessment: Unseen Poetry	45 minutes: 30 minutes single unseen poem analysis and 15 minute comparison
Week 5 – WC 3 <sup>rd</sup> May	Formal assessment: 'A Christmas Carol' and Unseen Poetry	45 minutes: Extract-based and whole text essay / 45 minutes: 30 minutes single unseen poem analysis and 15 minute comparison

### **Subject specific tips/links/resources:**

#### Romeo and Juliet

- Relationships between parents and children
- Friar Lawrence
- The Nurse
- Tybalt and Benvolio as supporting characters / catalysts
- Patriarchy

#### Love and Relationships Poetry

- Sonnet 29
- Porphyria's Lover
- Farmer's Bride
- Singh Song
- Passion / desire / obsession

#### A Christmas Carol

- Scrooge's change
- Family attitudes
- Importance of / attitudes toward money

**CORE SUBJECT: English Language**

**Head of Department (Acting / Interim): Miss C Kerr**

**Assessment schedule:**

	<b>Assessment Topic/Skill</b>	<b>Assessment Format</b>
Week 2- WC 29th March	Formal assessment: Paper 2 Reading	1 hour Reading paper: questions 2-4 and 15minutes reading time
Week 4 – WC 26 <sup>th</sup> April	Formal assessment: Paper 2 Transactional Writing	40 minutes: non-fiction writing (inc. 10 minutes planning)
Week 6 – WC 10 <sup>th</sup> May	Formal assessment: Paper 2 Whole paper – Reading and Writing	1 hour 45 minutes Section A reading and Section B writing

**Subject specific tips/links/resources:**

Reading Skills and stems:

Q1: read and understand / infer / select / eliminate

Q2: track and scan / infer / use evidence / summarise

Q3: read / identify AO2 / label terminology / explain and explore effects

What do you know?

Where do you get that information?

How is that detail being presented to you?

Why is it being presented that way?

Q4: track two texts / deduce writer attitudes / compare writers' techniques / use comparative discourse markers

Writing Forms:

- Formal letter: apply / persuade / complain
- Speech: persuade / encourage / inform
- Article: inform / describe / encourage

**Maths:**

**Head of Department: Mr Mughal**

**Assessment schedule:**

	<b><u>Assessment</u></b>	<b><u>Assessment Topics</u></b>
Week 1- WC 22 <sup>nd</sup> March	Calculator Paper	Topics will be given on form of Reverse QLA
Week 3 – WC 19 <sup>th</sup> April	Non-Calculator paper	Topics will be given on form of Reverse QLA
Week 5 – WC 3 <sup>rd</sup> May	Calculator Paper	Topics will be given on form of Reverse QLA

**Subject specific tips/links/resources:**

Hegarty Maths  
GCSE Pod



**Science:**  
**Combined Science and Triple Science AQA**

**Head of Department: Mrs Bates**

**Assessment schedule:**

Combined Science – 1-hour 15mins (2 lessons 45-minute paper and a 30-minute paper)

Triple Science – 1 hour 45 mins (2 lessons: 55-minute paper and 50-minute paper)

	<b><u>Assessment</u></b>	<b><u>Assessment Topics</u></b>
Week 1- WC 22 <sup>nd</sup> March	Biology – Paper 1	Cell Biology Organisation Infection and Response Bioenergetics
Week 3 – WC 19 <sup>th</sup> April	Chemistry	Atomic structure and the Periodic table Bonding Rates of Reaction Energy Change Chemistry of the Atmosphere Using Resources
Week 5 – WC 3 <sup>rd</sup> May	Physics – Paper 1	Energy Electricity Particle Model Atomic structure

**Subject specific tips/links/resources:**

**GCSE Pod: Combined Science:**

[https://members.gcsepod.com/content?subject\\_id=6056&exam\\_board\\_id=1032](https://members.gcsepod.com/content?subject_id=6056&exam_board_id=1032)

**GCSE Pod: Triple science:**

**Biology:**[https://members.gcsepod.com/content?subject\\_id=6010&exam\\_board\\_id=1010](https://members.gcsepod.com/content?subject_id=6010&exam_board_id=1010)

**Chemistry:**[https://members.gcsepod.com/content?subject\\_id=6011&exam\\_board\\_id=1010](https://members.gcsepod.com/content?subject_id=6011&exam_board_id=1010)

**Physics -** [https://members.gcsepod.com/content?subject\\_id=6023&exam\\_board\\_id=1010](https://members.gcsepod.com/content?subject_id=6023&exam_board_id=1010)

**Free science Guy:**

<https://www.youtube.com/watch?v=vw6Ww-NIZFg>

**Primrose Kitten:**

[https://www.youtube.com/results?search\\_query=PRIMROSE+KITTEN+AQA+SCIENCE](https://www.youtube.com/results?search_query=PRIMROSE+KITTEN+AQA+SCIENCE)

**Seneca:** <https://senecalearning.com/en-GB/>

**Collins Revision guide** – All should now have a copy  
**RE:**

**Head of Department: Miss Burns**

**Assessment schedule:**

	<b><u>Assessment</u></b>	<b><u>Assessment Format</u></b>
Week 2- WC 29th March	Formal assessment	<b>2/5/8/15 mark question</b>
Week 4 – WC 26 <sup>th</sup> April	Formal assessment	<b>2/5/8/15 mark question</b>
Week 6 – WC 10 <sup>th</sup> May	Formal assessment	<b>2/5/8/15 mark question</b>

**Subject specific tips/links/resources:**

Please refer to your revision pack and focus on the revision guides from Origins and Meaning, Life and Death, Sin and Forgiveness.

Practise the exam papers that are in your revision packs. It is important to get practise in 5/8/15 mark questions so you can understand the layout of the paper. Please use the KISSJO guide to help you.

**Useful websites:**

BBC Bitesize

GCSE Pod

Youtube- Mr McMillian

Miss Watson RE- <https://misswatsonre.wordpress.com>

## History

**Head of Department: Mr Walker – History**

**Assessment schedule:**

	<b><u>Assessment Topic/Skill</u></b>	<b><u>Assessment Format</u></b>
Week 2- WC 29th March	Formal assessment	<b>Conflict and Tension</b>
Week 4 – WC 26 <sup>th</sup> April	Formal assessment	<b>Health</b>
Week 6 – WC 10 <sup>th</sup> May	Formal assessment	<b>Normans</b>

**Subject specific tips/links/resources:**

- GCSE Pod
- History Study Booklet
- History White Tower Podcast

## Geography

**Head of Department: Mr Walker – Geography**

**Assessment schedule:**

	<b><u>Assessment Topic/Skill</u></b>	<b><u>Assessment Format</u></b>
Week 2- WC 29th March	Formal assessment	<b>Natural Hazards</b>
Week 4 – WC 26 <sup>th</sup> April	Formal assessment	<b>Rivers</b>
Week 6 – WC 10 <sup>th</sup> May	Formal assessment	<b>Resource Management</b>

**Subject specific tips/links/resources:**

- GCSE Pod
- Geography Case Study Booklet
- Geography Case Study Podcasts

## Drama

**Head of Department: Mrs Pepper**

### **Assessment schedule:**

	<b><u>Assessment Topic/Skill</u></b>	<b><u>Assessment Format</u></b>
Week 2- WC 29th March	Formal assessment	<b>Romeo and Juliet Monologue (Final) Nora / Torvald Monologue A Dolls House All assessments will have coursework and performance element.</b>
Week 4 – WC 26 <sup>th</sup> April	Formal assessment	<b>Solo Monologue from C2 - From Audition Booklet All assessments will have coursework and performance element.</b>
Week 6 – WC 10 <sup>th</sup> May	Formal assessment	<b>Small group or Duologue in alternative style or age range. Teachers or Find Me.  All assessments will have coursework and performance element.</b>

### **Subject specific tips/links/resources:**

Approaches to scripted performance booklet – Blackbox theatre  
Reflection Log- Blackbox theatre

C2 Audition Project booklet with tasks attached.

BTEC TECH AWARD revision booklet

BBC Bitesize : <https://www.bbc.co.uk/bitesize/guides/z34mvcw/revision/9>

**GCSE PE:**

**Head of Department: Mrs R. Wright**

**Assessment schedule:**

	<b><u>Assessment Topic/Skill</u></b>	<b><u>Assessment Format</u></b>
Week 2- WC 29th March	Personal Exercise Programme – coursework	Written assignment completion
Week 4 – WC 26 <sup>th</sup> April	Theory – paper 1 and 2	Exam Papers
Week 6 – WC 10 <sup>th</sup> May	Practical Assessment	Practical performance in core PE lessons and in GCSE PE lessons.

**Subject specific tips/links/resources:**

GCSE Pod  
Kerboodle

## Psychology

**Head of Department: Mrs Taylor (hannah.taylor@stuart-bathurst.org.uk)**

**Class Teacher: Miss Miles (a.miles@stuart-bathurst.org.uk)**

**Assessment schedule:** This is alongside the weekly mastering knowledge activities within class for **Paper 2:**

	<b>Assessment Skill</b>	<b>Assessment Format</b>
Week 1- WC 22 <sup>nd</sup> March	Skill A01- Describe A03- Evaluate	<b>6 or 9</b> mark question  Topic: Language, thought and communication
Week 3 – WC 19 <sup>th</sup> April	Skill A01- Describe A03- Evaluate	<b>6 or 9</b> mark question  Topic: The brain and neuropsychology
Week 5 – WC 3 <sup>rd</sup> May	Skill A01- Describe A03- Evaluate	<b>6 or 9</b> mark question  Topic: Psychological problems <b>and</b> Social Influence

### **Subject specific tips/links/resources:**

1. Learndojo revision booklets with exam questions. You have Paper 1 and Paper 2 is being prepared.
2. Paper 2 AQA specification overview: You could RAG rate this <https://www.aqa.org.uk/subjects/psychology/gcse/psychology-8182/specification-at-a-glance>
3. GCSE textbook (to be signed out in class, if not done already). Remember on some topic pages are practice exam questions, at the end of a topic there is a revision checklist and a further bank of practice exam questions at the end of a topic.
4. Paper 2 AQA past exam questions and mark schemes – these questions could be completed then you could self-assess using the mark scheme or give to your teacher to mark. These are great for your evidence <https://www.aqa.org.uk/subjects/psychology/gcse/psychology-8182/assessment-resources?f.Component%7C7=Paper+2>
5. Need advice about how to revise for Psychology- <https://quizlet.com/en-gb/content/gcse-psychology-revision>
6. Free revision app- Gojimo – multiple choice style retrieval question

## Business

**Head of Department:** Miss J Brookes (Teachers: Miss Neary/Mrs Chamba)

<b>Assessment Schedule</b>		
<b>Weeks</b>	<b>Assessment Topic/Skill</b>	<b>Assessment Format</b>
Week 2- WC 29 <sup>th</sup> March	Theme 1 1.3 End of Topic Assessment	Formal Assessment - Past Paper Questions for 1.3
Easter Break		
Week 4- WC 26 <sup>th</sup> April	Topics – see poster with specific revision topics April Assessment	Formal Assessment –
Wednesday Lesson	Paper 1a	Mock Paper 1a
Thursday Lesson	Paper 1b	Mock Paper 1b
Week 6- WC 10 <sup>th</sup> May	Topics – see poster with specific revision topics May Assessment	Formal Assessment –
Wednesday lesson	Paper 1a	Mock Paper 1a
Thursday lesson	Paper 1b	Mock Paper 1b

**Subject specific tips/links/resources:**

- GCSE Pod – Pods and Assignments
- Knowledge Organisers
- Microsoft Teams – files
- Revision Topic Ideas to revise (April and May Assessment Posters)
- Questions completed in lessons (remotely and in school)



## Computer Science

**Head of Department:** Miss J Brookes (Teacher: Mr Carter)

### Assessment Schedule

<b>Weeks</b>	<b>Assessment Topic/Skill</b>	<b>Assessment Format</b>
Week 2- WC 29 <sup>th</sup> March	Programming (607) & Assessment	Forms
<b>Easter Break</b>		
Week 4- WC 26 <sup>th</sup> April	Legislation (403) & Assessment	Written Exam Q
Week 6- WC 10 <sup>th</sup> May	Full Assessment Papers (I Written, I Forms)	Written/Forms

**Subject specific tips/links/resources:**

- GCSE Pod – Pods and Assignments
- Knowledge Organisers
- Microsoft Teams – files
- Questions completed in lessons (remotely and in school)

**French:**

**Head of Department: D Allen**

**Assessment schedule:**

	<b>Assessment Topic/Skill</b>	<b>Assessment Format</b>
Week 2- WC 29th March	<u>Me, My Friends and Family</u>	<u>Writing</u> /Speaking/ <u>Writing</u>
Week 4 – WC 26 <sup>th</sup> April	<u>Free Time</u>	<u>Writing</u> /Speaking/ <u>Writing</u>
Week 6 – WC 10 <sup>th</sup> May	<u>Hometown, Local, National and International Area</u>	<u>Writing</u> <b>Speaking</b> / <u>Writing</u>

**Subject specific tips/links/resources:**

AQA GCSE Reading and Sample Writing workbooks

## Food and Nutrition:

**Teacher: Mrs Bates**

### **Assessment schedule:**

	<b><u>Assessment</u></b>	<b><u>Assessment Topic</u></b>
Week 2- WC 29th March	Paper 1 hour 15 mins	Principles of Nutrition The science of Food Food commodities
Week 4 – WC 26 <sup>th</sup> April	Paper 1 hour 15 mins	Principles of Nutrition The science of Food Food commodities
Week 6 – WC 10 <sup>th</sup> May	Paper 1 hour 15 mins	Principles of Nutrition The science of Food Food commodities

### **Subject specific tips/links/resources:**

#### **Eduqas Website: Past exam papers**

[https://www.eduqas.co.uk/qualifications/food-preparation-and-nutrition-gcse/#tab\\_pastpapers](https://www.eduqas.co.uk/qualifications/food-preparation-and-nutrition-gcse/#tab_pastpapers)

#### **GCSE Pod:**

[https://members.gcsepod.com/content?subject\\_id=6013&exam\\_board\\_id=1022](https://members.gcsepod.com/content?subject_id=6013&exam_board_id=1022)

### **Revision guide – Given to you by school**

#### **Focus on Topics:**

Principles of Nutrition  
The science of Food  
Food commodities

## Art

**Teacher: Miss Bagshaw**

### **Assessment schedule:**

	<b><u>Assessment</u></b>	<b><u>Assessment Topic</u></b>
Week 2- WC 29th March	Starting work on Final piece	Start visually planning your final pieces in your sketchbooks and include written notes. Take your A3/A2 paper home with you and sketch out over Easter holidays.
Week 4 – WC 26 <sup>th</sup> April	Continuing to work on Final piece	Work On final piece – tutorials
Week 6 – WC 10 <sup>th</sup> May	Complete final piece	Completion date – 12 <sup>th</sup> May

### **Subject specific tips/links/resources:**

To help you complete your A3 GCSE sketchbooks -

[https://www.st-james-coldwaltham.w-sussex.sch.uk/docs/How\\_to\\_produce\\_a\\_sketchbook.pdf](https://www.st-james-coldwaltham.w-sussex.sch.uk/docs/How_to_produce_a_sketchbook.pdf)

For further sketchbook ideas see this link - don't be put off by the very high quality of some of the work as some are A-Level or GCSE students' books. You can also search GCSE sketchbook pages on Pinterest.

<https://www.studentartguide.com/articles/art-sketchbook-ideas>

## Music

**Head of Department: Mr A Pepper – [aidan.pepper@stuart-bathurst.org.uk](mailto:aidan.pepper@stuart-bathurst.org.uk)**

### **Assessment schedule:**

	<b>Assessment Topic/Skill</b>	<b>Assessment Format</b>
Week 2- WC 29th March	Week 3 of the 6 week component 2 coursework project	Milestone diary review and gathering audio/visual evidence
Week 4 – WC 26 <sup>th</sup> April	Week 5 of the 6 week component 2 coursework project	Milestone diary review and gathering audio/visual evidence
Week 6 – WC 10 <sup>th</sup> May	Evaluation of the coursework component 2 project	Milestone diary review and gathering audio/visual evidence

### **Subject specific tips/links/resources:**

Coursework project booklet provided in lesson.  
Progress must be made and evidenced EVERY WEEK.  
The coursework project booklet needs updating EVERY WEEK.

Audio/visual evidence can include recordings or videos of rehearsals; screenshots of computer work and research; music song files; audio diary entries of progress.